

# Number, Money and Measure

Notes for teachers:

Whilst by completing this activity sheet pupils may show an awareness of how money is used and can recognise coins, assessment evidence for this outcome could also be gathered from play and real life experiences i.e. playing in a class shop, going shopping etc

CfE Benchmark:






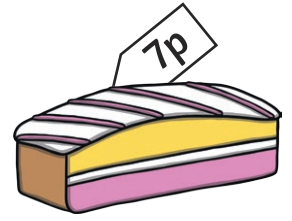



- Identifies all coins up to at least £1.
- Applies number skills (addition and subtraction) and uses at least the 1p, 2p, 5p and 10p coins to pay the exact value for items costing up to at least 20p.

# Number, Money and Measure


1. Match the coins.







2. What coins would you need?



3. How much altogether?



4. How much is left?



5. How much in each piggy bank?



\_\_\_\_\_ p



\_\_\_\_\_ p



\_\_\_\_\_ p



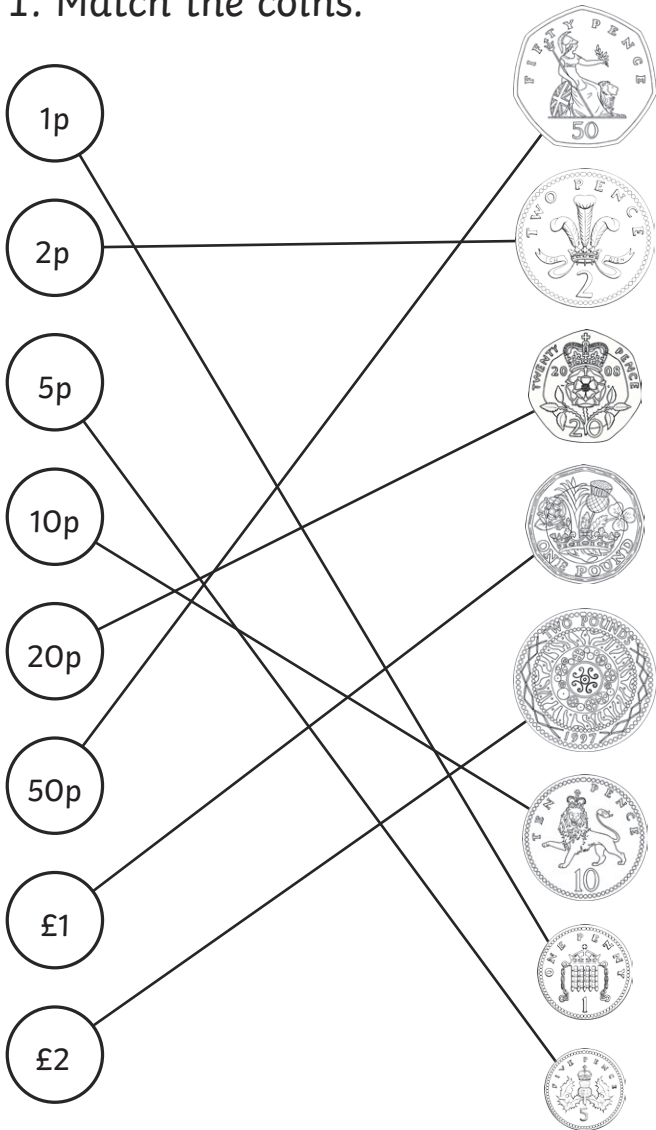
\_\_\_\_\_ p



\_\_\_\_\_ p

# Number, Money and Measure - Answers

1. Match the coins.



2. What coins would you need?

8p Coins 5p, 2p, 1p

10p Coins 10p

9p Coins 5p, 2p, 1p

19p Coins 6p, 5p, 1p

7p Coins 5p, 2p

3. How much altogether?

$$2p + 5p = 7p$$

$$10p + 5p = 15p$$

$$1p + 2p = 3p$$

$$1p + 5p + 10p = 16p$$

$$2p + 2p + 10p = 14p$$

4. How much is left?

$$10p - 5p = 5p$$

$$10p - 2p = 8p$$

$$10p - 1p = 9p$$

$$5p - 1p = 4p$$

$$5p - 2p = 3p$$

5. How much in each piggy bank?

$$5p, 1p, 1p, 2p = 9p$$

$$2p, 2p, 2p, 1p = 7p$$

$$5p, 2p, 2p, 2p = 11p$$

$$10p, 5p, 1p, 1p = 17p$$

$$5p, 5p, 2p, 2p = 14p$$